

Environmental product declaration

in accordance with ISO 14025 and EN 15804+A2

DG-CR 1.5



Owner of the declaration:
Flamro Brandschutz-Systeme GmbH

Product:
DG-CR 1.5

Declared unit:
1 kg

This declaration is based on Product Category Rules:
CEN Standard EN 15804:2012+A2:2019 serves as core PCR
IBU PCR Part B for coatings with organic binders

Program operator:
EPD-Global

Declaration number:
NEPD-15342-18704

Issue date:
30.03.2026

Valid to:
30.03.2031

EPD software:
LCAAno EPD generator ID: 1390292

General information

Product

DG-CR 1.5

Program operator:

EPD-Global
Post Box 5250 Majorstuen, 0303 Oslo, Norway
Phone: +47 977 22 020
web: www.epd-global.com

Declaration number:

NEPD-15342-18704

This declaration is based on Product Category Rules:

CEN Standard EN 15804:2012+A2:2019 serves as core PCR
IBU PCR Part B for coatings with organic binders

Statement of liability:

The owner of the declaration shall be liable for the underlying information and evidence. EPD-Global shall not be liable with respect to manufacturer information, life cycle assessment data and evidences.

Declared unit:

1 kg DG-CR 1.5

Declared unit with option:

A1, A2, A3, A4

Functional unit:

Not Relevant.

General information on verification of EPD from EPD tools:

Independent verification of data, other environmental information and the declaration according to ISO 14025:2010, § 8.1.3 and § 8.1.4. Verification of each EPD is made according to EPD-Global's guidelines for verification and approval requiring that tools are i) integrated into the company's environmental management system, ii) the procedures for use of the EPD tool are approved by EPD-Global, and iii) the process is reviewed annually by an independent third party verifier. See Appendix G of EPD-Global's General Programme Instructions for further information on EPD tools

Verification of EPD tool:

Independent third party verification of the EPD tool, background data and test-EPD in accordance with EPD-Global's procedures and guidelines for verification and approval of EPD tools.

Third party verifier:

Elisabet Amat, GREENIZE projects

(no signature required)

Owner of the declaration:

Flamro Brandschutz-Systeme GmbH
Contact person:
Phone: +49674694100
e-mail: info@flamro.com

Manufacturer:

Flamro Brandschutz-Systeme GmbH

Place of production:

Flamro Brandschutz-Systeme GmbH
Am Sportplatz 2
56291 Leiningen, Germany

Management system:

ISO 9001 : 2015

Organisation no:

DE 3237 25769

Issue date:

30.03.2026

Valid to:

30.03.2031

Year of study:

2025

Comparability:

EPD of construction products may not be comparable if they not comply with EN 15804 and seen in a building context.

Development and verification of EPD:

The declaration is created using EPD tool lca.tools ver EPD2022.03, developed by LCA.no. The EPD tool is integrated in the company's management system, and has been approved by EPD-Global. Company verification tool # : NEPDT80

Developer of EPD: Kirsten Schlie-Müller

Reviewer of company-specific input data and EPD: Dr. Oliver Fastje

Approved:



Håkon Hauan, CEO EPD-Global

Product

Product description:

DG-CR 1.5 is a flexible and tear-resistant composite material made of glass filament fabric with intumescent coating on the inside. DG-CR 1.5 is a fire protection wrap for services with combustible components (e.g. pipes with combustible insulation, cables) in indoor and outdoor use.

Product specification

The DG-CR 1.5 comprises halogen-free, non-hazardous intumescent materials that are resistant to moisture and ageing, and classified as Reaction to Fire Class C-s1, d0 according to DIN EN 13501-1. This material is easy to process and install, offering versatile applications across the building sector.

The product is manufactured with an emphasis on efficiency and continuous improvement, certified to ISO 9001:2015. Incoming materials undergo inspection prior to use, and each batch is subject to internal quality control to ensure compliance with fire protection standards, supplemented by regular external monitoring. Raw materials are securely stored to prevent environmental release, and worker safety is prioritised through minimal direct contact, the use of protective clothing and dust masks, and adequate extraction systems. Waste is sorted, stored, and returned to the recycling process wherever possible.

The product is supplied in lengths of 2500 mm and 10000 mm and a width of 125 mm.

Finally, 100% of the known ingredients of these products have been considered in the environmental footprint calculation.

Materials	Value	Unit
Expandable graphite	20 - 30	wt.%
Binders	50 - 70	wt.%
Minerals	15 - 30	wt.%

Technical data:

DG-CR 1.5 has no effect on other building materials such as polyethylene (PE) and polyvinyl chloride (PVC) in accordance with EOTA TR 024, can be coated over with approved paints based on acrylic dispersion, alkyd resin, polyurethane acrylic, and epoxy resin in accordance with EOTA TR 024, is resistant to moisture, weathering, and UV radiation and is tear-resistant. The reaction starts from approx. 150 °C.

Some of the physical and chemical properties of the product are as follows:

Expansion rate	15,5 - 22	times
Start of reaction temperature	140 - 160	°C
Bulk density	1900 - 2100 (±10 %)	g/m ²
Expansion pressure	1,0 - 1,65	N/mm ²

Market:

Europe

Reference service life, product

The product has an expected life time of 60 years, calculated according to ASTM E 2923-14. It has been used for over 30 years for fire protection in industry applications, with no expected loss of function during operation. This information is for guidance only and does not constitute a manufacturer's guarantee.

Reference service life, building or construction works

Not relevant.

LCA: Calculation rules

Declared unit:

1 kg DG-CR 1.5

Cut-off criteria:

All major raw materials and all the essential energy is included. The production processes for raw materials and energy flows with very small amounts (less than 1%) are not included. These cut-off criteria do not apply for hazardous materials and substances.

Allocation:

The allocation is made in accordance with the provisions of EN 15804. Incoming energy and water and waste production in-house is allocated equally among all products through mass allocation. Effects of primary production of recycled materials is allocated to the main product in which the material was used. The recycling process and transportation of the material is allocated to this analysis.

Data quality:

Specific data for the product composition are provided by the manufacturer. The data represent the production of the declared product and were collected for EPD development in the year of study. Background data is based on EPDs according to EN 15804 and different LCA databases. The data quality of the raw materials in A1 is presented in the table below.

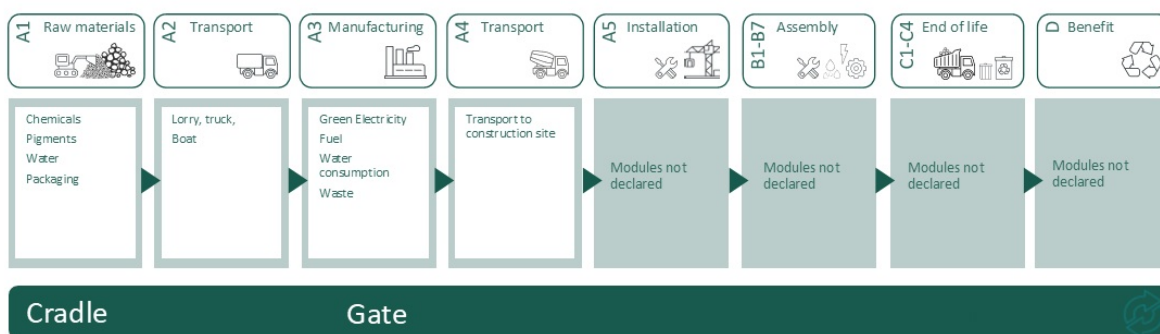
Materials	Source	Data quality	Year
Chemical	ecoinvent 3.10.1	Database	2023
Chemical	ecoinvent 3.6	Database	2019
Glass fibre	ecoinvent 3.10.1	Database	2023
Metal - Nickel	ecoinvent 3.10.1	Database	2023
Pigments	ecoinvent 3.6	Database	2019

System boundaries (X=included, MND=module not declared, MNR=module not relevant)

Product stage				Construction installation stage	Use stage										End of life stage				Beyond the system boundaries
Raw materials	Transport	Manufacturing	Transport	Assembly	Use	Maintenance	Repair	Replacement	Refurbishment	Operational energy use	Operational water use	De-construction demolition	Transport	Waste processing	Disposal	Reuse-Recovery- Recycling-potential			
A1	A2	A3	A4	A5	B1	B2	B3	B4	B5	B6	B7	C1	C2	C3	C4	D			
X	X	X	X	MND	MND	MND	MND	MND	MND	MND	MND	MND	MND	MND	MND	MND			

System boundary:

The Use Stage, End of Life Stage, and Beyond System Boundaries have not been considered for the product, as these stages typically involve no related actions.



Additional technical information:

LCA: Scenarios and additional technical information














The following information describe the scenarios in the different modules of the EPD.

A4 : Average distance (500 km) to customers in Europe.

Transport from production place to user (A4)	Capacity utilisation (incl. return) %	Distance (km)	Fuel/Energy Consumption	Unit	Value (Liter/tonne)
Truck, 16-32 tonnes, HVO, EURO 6 (km) - Europe	36.7 %	500.00	0.043	l/tkm	21.50

LCA: Results

The LCA results are presented below for the declared unit defined on page 2 of the EPD document.

Environmental impact						
Indicator		Unit	A1	A2	A3	A4
	GWP-total	kg CO ₂ -eq	1.65E+00	7.57E-02	5.66E-02	1.98E-02
	GWP-fossil	kg CO ₂ -eq	1.61E+00	7.56E-02	5.56E-02	1.98E-02
	GWP-biogenic	kg CO ₂ -eq	2.86E-02	3.04E-05	9.86E-04	3.35E-05
	GWP-luluc	kg CO ₂ -eq	2.28E-03	3.33E-05	5.78E-05	3.08E-05
	ODP	kg CFC11 -eq	4.96E-08	1.70E-08	4.19E-09	4.08E-09
	AP	mol H ⁺ -eq	2.56E-02	7.46E-04	2.27E-04	1.39E-04
	EP-FreshWater	kg P -eq	4.53E-04	5.69E-07	6.21E-06	7.26E-07
	EP-Marine	kg N -eq	1.36E-03	1.78E-04	6.70E-05	3.67E-05
	EP-Terrestrial	mol N -eq	1.51E-02	1.98E-03	7.94E-04	4.10E-04
	POCP	kg NMVOC -eq	6.76E-03	5.64E-04	1.97E-04	1.50E-04
	ADP-minerals&metals ¹	kg Sb-eq	5.92E-05	1.70E-06	3.67E-07	2.40E-06
	ADP-fossil ¹	MJ	3.43E+01	1.12E+00	6.96E-01	4.19E-01
	WDP ¹	m ³	1.91E+01	8.98E-01	5.50E+00	1.24E+00







GWP-total = Global Warming Potential total; GWP-fossil = Global Warming Potential fossil fuels; GWP-biogenic = Global Warming Potential biogenic; GWP-luluc = Global Warming Potential land use and land use change; ODP = Depletion potential of the stratospheric ozone layer; AP = Acidification potential, Accumulated Exceedance; EP-freshwater = Eutrophication potential, fraction of nutrients reaching freshwater end compartment; EP-marine = Eutrophication potential, fraction of nutrients reaching marine end compartment; EP-terrestrial = Eutrophication potential, Accumulated Exceedance; POCP = Formation potential of tropospheric ozone; ADP-minerals&metals = Abiotic depletion potential for non-fossil resources; ADP-fossil = Abiotic depletion for fossil resources potential; WDP = Water (user) deprivation potential, deprivation-weighted water consumption

"Reading example: 9.0 E-03 = 9.0*10⁻³ = 0.009"

1. The results of this environmental impact indicator shall be used with care as the uncertainties on these results are high or as there is limited experienced with the indicator

Remarks to environmental impacts

The dominance analysis reveals that most environmental impacts and indicators originate from information module A1. Approximately 93% of the Global Warming Potential (GWP) is attributed to material provision in this module, relative to all other information modules.

Additional environmental impact indicators						
Indicator		Unit	A1	A2	A3	A4
	PM	Disease incidence	1.21E-07	4.06E-09	3.29E-09	4.59E-09
	IRP ²	kgBq U235 -eq	1.32E-01	4.89E-03	2.35E-03	1.37E-03
	ETP-fw ¹	CTUe	8.48E+00	8.11E-01	6.84E-01	6.11E-01
	HTP-c ¹	CTUh	7.10E-10	0.00E+00	2.30E-11	0.00E+00
	HTP-nc ¹	CTUh	3.38E-08	8.90E-10	6.02E-10	1.02E-09
	SQP ¹	dimensionless	1.06E+01	8.01E-01	1.82E-01	7.80E-01

PM = Particulate Matter emissions; IRP = Ionizing radiation – human health; ETP-fw = Eco toxicity – freshwater; HTP-c = Human toxicity – cancer effects; HTP-nc = Human toxicity – non cancer effects; SQP = Potential Soil Quality Index (dimensionless)




"Reading example: 9.0 E-03 = 9.0*10⁻³ = 0.009"

1. The results of this environmental impact indicator shall be used with care as the uncertainties on these results are high or as there is limited experienced with the indicator
2. This impact category deals mainly with the eventual impact of low dose ionizing radiation on human health of the nuclear fuel cycle. It does not consider effects due to possible nuclear accidents, occupational exposure nor due to radioactive waste disposal in underground facilities. Potential ionizing radiation from the soil, from radon and from some construction materials is also not measured by this indicator.

Resource use						
Indicator	Unit	A1	A2	A3	A4	
 PERE	MJ	2.04E+00	1.46E-02	1.05E-01	1.90E-02	
 PERM	MJ	0.00E+00	0.00E+00	0.00E+00	0.00E+00	
 PERT	MJ	1.76E+00	1.46E-02	1.05E-01	1.90E-02	
 PENRE	MJ	2.21E+01	1.12E+00	6.96E-01	4.19E-01	
 PENRM	MJ	1.33E+01	0.00E+00	0.00E+00	0.00E+00	
 PENRT	MJ	3.54E+01	1.12E+00	6.96E-01	4.19E-01	
 SM	kg	0.00E+00	0.00E+00	0.00E+00	0.00E+00	
 RSF	MJ	1.70E-02	4.97E-04	3.03E-02	6.16E-04	
 NRSF	MJ	1.22E-03	2.17E-03	1.21E-03	2.12E-03	
 FW	m ³	4.24E-02	1.15E-04	1.85E-04	1.71E-04	

PERE = Use of renewable primary energy excluding renewable primary energy resources used as raw materials; PERM = Use of renewable primary energy resources used as raw materials; PERT = Total use of renewable primary energy resources; PENRE = Use of non renewable primary energy excluding non-renewable primary energy resources used as raw materials; PENRM = Use of non renewable primary energy resources used as raw materials; PENRT = Total use of non renewable primary energy resources; SM = Use of secondary materials; RSF = Use of renewable secondary fuels; NRSF = Use of non-renewable secondary fuels; FW = Net use of fresh water

"Reading example: 9.0 E-03 = 9.0*10⁻³ = 0.009"

End of life - Waste						
Indicator		Unit	A1	A2	A3	A4
	HWD	kg	1.88E-01	5.99E-05	5.10E-03	5.87E-05
	NHWD	kg	3.53E+00	5.64E-02	4.11E-03	6.23E-02
	RWD	kg	4.33E-05	7.67E-06	3.20E-06	1.68E-06

HWD = Hazardous waste disposed; NHWD = Non-hazardous waste disposed; RWD = Radioactive waste disposed

"Reading example: 9.0 E-03 = 9.0*10⁻³ = 0.009"

End of life - Output flow						
Indicator		Unit	A1	A2	A3	A4
	CRU	kg	0.00E+00	0.00E+00	0.00E+00	0.00E+00
	MFR	kg	0.00E+00	0.00E+00	2.07E-03	0.00E+00
	MER	kg	0.00E+00	0.00E+00	4.57E-03	0.00E+00
	EEE	MJ	0.00E+00	0.00E+00	1.60E-03	0.00E+00
	EET	MJ	0.00E+00	0.00E+00	2.43E-02	0.00E+00

CRU = Components for re-use; MFR = Materials for recycling; MER = Materials for energy recovery; EEE = Exported energy electrical; EET = Exported energy thermal

"Reading example: 9.0 E-03 = 9.0*10⁻³ = 0.009"

Biogenic Carbon Content		
Indicator	Unit	At the factory gate
Biogenic carbon content in product	kg C	0.00E+00
Biogenic carbon content in accompanying packaging	kg C	0.00E+00

Note: 1 kg biogenic carbon is equivalent to 44/12 kg CO₂

Additional requirements

Greenhouse gas emissions from the use of electricity in the manufacturing phase

National production mix from import, low voltage (production of transmission lines, in addition to direct emissions and losses in grid) of applied electricity for the manufacturing process (A3).

Electricity mix	Source	Amount	Unit
Electricity, Germany (kWh)	ecoinvent 3.6	585.93	g CO2-eq/kWh

Dangerous substances

The product contains substances given by the REACH Candidate list that are less than 0,1 % by weight.

Indoor environment

DG-CR 1.5 has been classified as VOC emission class A+ based on French regulations concerning the labeling of construction products, wall and floor coverings, paints, and varnishes regarding their emission of volatile pollutants.

DG-CR 1.5 complies with the health-related evaluation of emissions of volatile organic compounds (VVOC, VOC, and SVOC) from building products established by the German AgBB and meets the VOC requirements of the Italian DM 23 Giugno 2022, n. 254 (GURI n. 183, 6 agosto 2022).

Additional Environmental Information

Additional environmental impact indicators required in NPCR Part A for construction products					
Indicator	Unit	A1	A2	A3	A4
GWPIOBC	kg CO ₂ -eq	1.61E+00	7.57E-02	5.86E-02	1.98E-02

GWPIOBC: Global warming potential calculated according to the principle of instantaneous oxidation. In order to increase the transparency of biogenic carbon contribution to climate impact, the indicator GWP-IOBC is required as it declares climate impacts calculated according to the principle of instantaneous oxidation. GWP-IOBC is also referred to as GWP-GHG in context to Swedish public procurement legislation.

Bibliography

ISO 14025:2010 Environmental labels and declarations - Type III environmental declarations - Principles and procedures.

ISO 14044:2006 Environmental management - Life cycle assessment - Requirements and guidelines.

EN 15804:2012+A2:2019 Environmental product declaration - Core rules for the product category of construction products.

ISO 21930:2017 Sustainability in buildings and civil engineering works - Core rules for environmental product declarations of construction products.

ecoinvent v3, Allocation, cut-off by classification, Swiss Centre of Life Cycle Inventories.

Iversen et al., (2021) eEPD v2021.09 Background information for EPD generator tool system verification, LCA.no Report number: 07.21

Ruud and Iversen (2023) EPD generator for PCR IBU Part B: Requirements on the EPD for Coatings with organic binders, LCA.no report number: 13.23

NPCR Part A: Construction products and services. Ver. 2.0. April 2021, EPD-Norge.

IBU PCR Part B: Requirements on the EPD for Coatings with organic binders, version 4, 2023, IBU - Institut Bauen und Umwelt e.V.

<p>Powered by EPD-Norway</p>	<p>Program operator and publisher EPD-Global Postboks 5250 Majorstuen, 0303 Oslo, Norway</p>	<p>Phone: +47 977 22 020 e-mail: post@epd-norge.no web: www.epd-global.com</p>
	<p>Owner of the declaration: Flamro Brandschutz-Systeme GmbH Am Sportplatz 2, 56291 Leiningen, Germany</p>	<p>Phone: +49674694100 e-mail: info@flamro.com web:</p>
	<p>Author of the Life Cycle Assessment LCA.no AS Dokka 6A, 1671 Kråkerøy, Norway</p>	<p>Phone: +47 916 50 916 e-mail: post@lca.no web: www.lca.no</p>
	<p>Developer of EPD generator LCA.no AS Dokka 6A, 1671 Kråkerøy, Norway</p>	<p>Phone: +47 916 50 916 e-mail: post@lca.no web: www.lca.no</p>
	<p>ECO Platform ECO Portal</p>	<p>web: www.eco-platform.org web: ECO Portal</p>